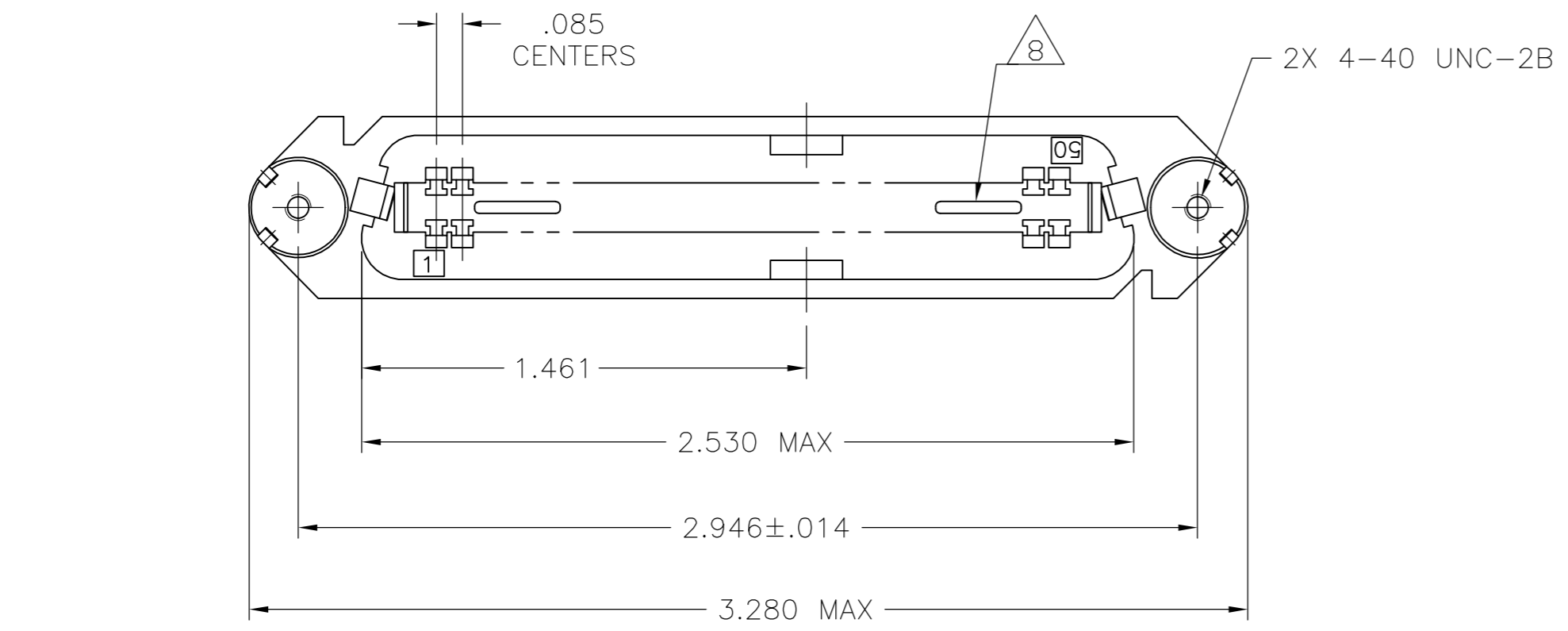
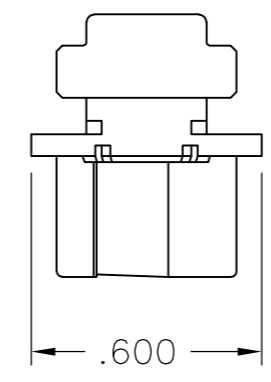
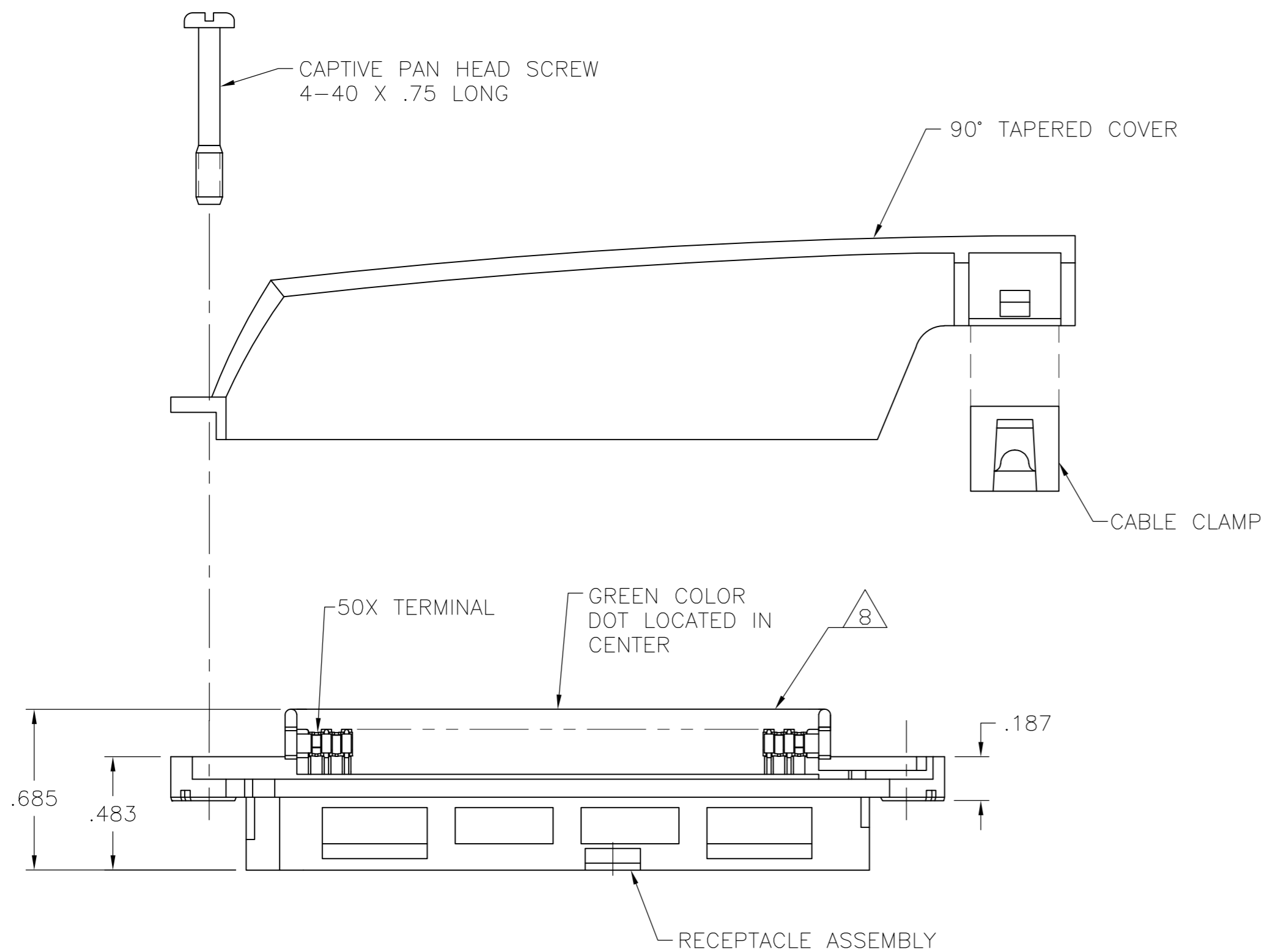


THIS DRAWING IS UNPUBLISHED. RELEASED FOR PUBLICATION
 © COPYRIGHT BY TYCO ELECTRONICS CORPORATION. ALL RIGHTS RESERVED.

LOC	DIST	REVISIONS					
GP	00	P	LTR	DESCRIPTION	DATE	DWN	APVD
		B		REVISED PER ECO-08-007327	02OCT08	BM	WM



1. THE CONTACT SURFACES OF THE TERMINALS ARE COATED WITH LUBRICANT.
2. ALL DIMENSIONS ARE SHOWN FOR REFERENCE ONLY UNLESS OTHERWISE SPECIFIED.
3. MATERIAL:
HOUSING, COVER, AND CABLE CLAMP: THERMOPLASTIC.
TERMINALS: PHOS BRONZE.
HARDWARE: STEEL.
4. FINISH:
TERMINALS: .000030 MIN GOLD OR, GOLD FLASH OVER PALLADIUM NICKEL PLATE, .000030 MIN TOTAL ON MATING SUFACE. .000050 MIN NICKEL UNDERPLATE OVER ENTIRE TERMINAL.
HARDWARE: ZINC PLATED.
5. COVER AND HARDWARE SHIPPED UNNASSEMBLED.
6. WIRE SIZE: 22 AWG SOLID OR 22 AWG, 7 STRANDS OF COPPER CONDUCTORS. MAXIMUM INSULATION DIAMETER OF .045 IS ACCEPTABLE FOR MOST APPLICATIONS.
7. KIT SHIPPED IN POLY BAG FORM.
8. CORING MAY OR MAY NOT APPEAR AND IS AT THE DISCRETION OF TYCO ENGINEERING.

.550 .500	BLACK	5552383-1
CABLE RANGE	COLOR	PART NUMBER

THIS DRAWING IS A CONTROLLED DOCUMENT.		DWN B. MCMASTER 30SEP05	Tyco Electronics Corporation Harrisburg, PA 17105-3608	
DIMENSIONS: INCHES	TOLERANCES UNLESS OTHERWISE SPECIFIED:	CHK W. MILLHIMES 30SEP05	NAME	
	0 PLC ± -	APVD W. MILLHIMES 30SEP05	RECEPTACLE KIT, 50 POSITION, C-SLOT, SCREW LOCK WITH TAPERED COVER, CHAMP-LOK	
	1 PLC ± -	PRODUCT SPEC	SIZE	RESTRICTED TO
	2 PLC ± -	APPLICATION SPEC	A2	
	3 PLC ± -		CAGE CODE	
	4 PLC ± -	WEIGHT	00779	
	ANGLES ± -		DRAWING NO	
MATERIAL	FINISH	CUSTOMER DRAWING	C=5552383	REV B
		SCALE	2:1	SHEET 1 of 1

5552383